


「悠然自儲」注意事項 Yes Storage Cautions




放置儲物後緊記將箱蓋穩固地蓋好，沒有蓋的紙箱請用封箱膠紙封好。
Please close the box cover completely after you have put the storage items inside the box. For the box without box cover, please seal it with packing tape.



每種紙箱有負重限制，切勿存放過量物品，以免在運送途中造成損毀。
Each box type has maximum loading. Do not overload the boxes with too many items to avoid any damage during delivery.



切勿放入易碎，易燃及含有液體的物品。
Do not put fragile items, inflammables and liquid items inside the box.



紙箱邊緣或會鋒利，處理時須加倍留神，切勿讓兒童觸摸紙箱，以免發生意外。
The box may have keen edges. Be caution of the edges when you handle your storage items. Do not allow children to touch the box to avoid any accident.

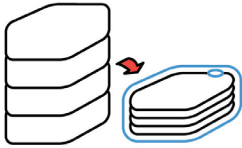


不要讓兒童把玩手繩，以免發生意外。
Do not allow children to touch the handle to avoid any accident.




不要放入吸濕器及有味的吸濕劑。
Do not put hygroscopic agents or any hygroscopic materials with smell inside the box.

「悠然自儲」小貼士 Yes Storage Tips



用真空袋儲存被鋪及大件衣物，可增加儲存量。
Use vacuum bags to store quilts and bulky clothes in order to increase the volume of storage.



將物品按季節及喜好分類，提取時更容易找到儲物。
Categorize the storage items by seasonal factors and preference. It can shorten the time when you retrieve the items.



用物品清單簡單記錄及描述儲物，方便提取時追蹤儲物。
Use Items List to record the information of storage items, so that we can track the storage items with ease.

簽名封條使用方法 How to use Special Protection Seal



放入物品後，把拉鍊拉好。
Zipper up after putting in the storage items.



在封條背面簽名。
Sign your name at the back of the seal.



把封條鎖緊在拉鍊上。
Buckle the seal on the zip.



完成
Finish